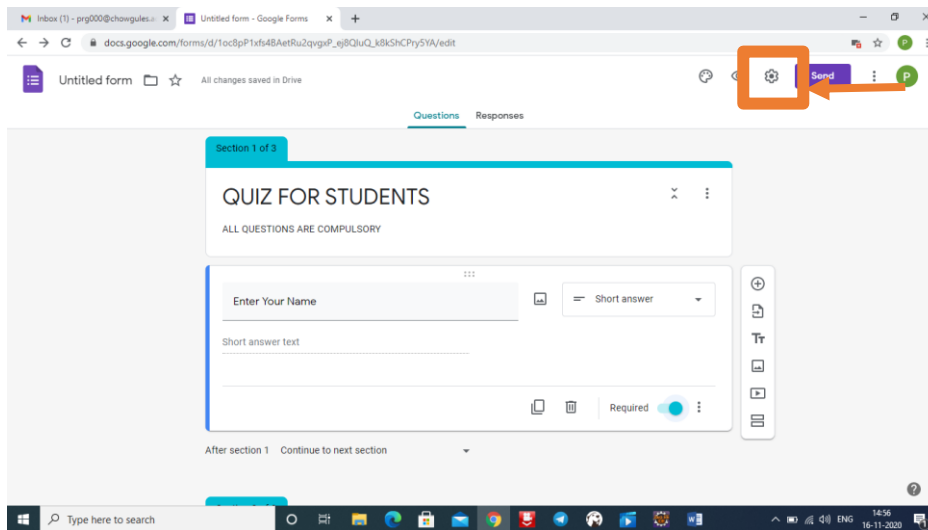
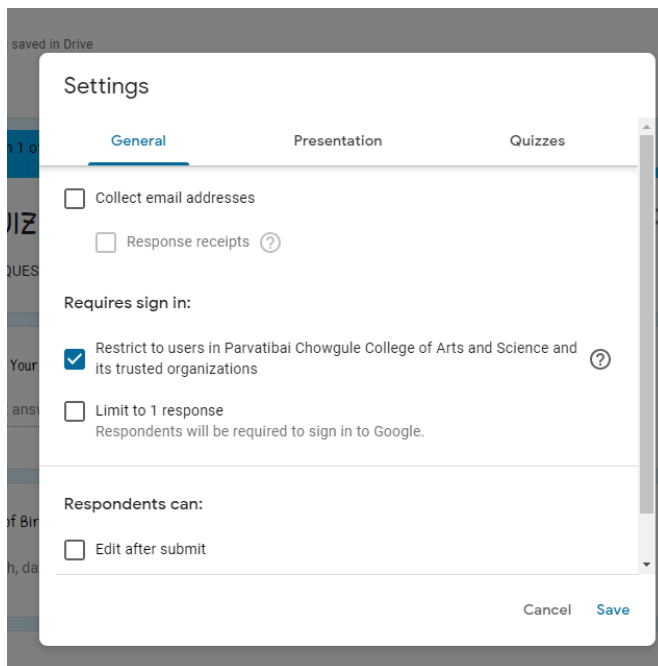


# Steps to manage settings of this Form



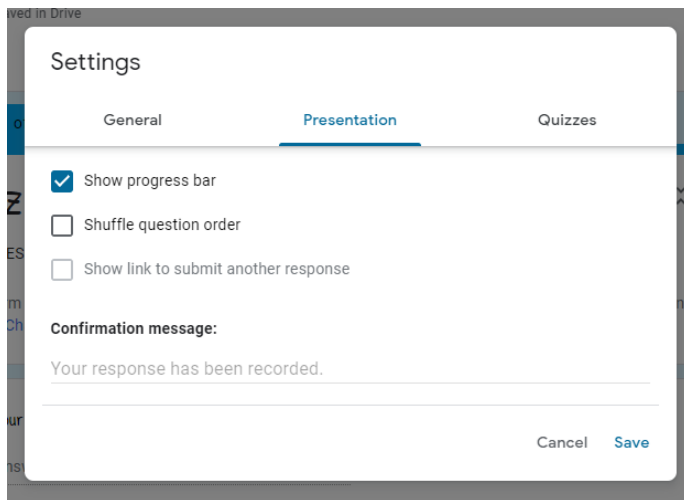
Tap on this option

- You will find three different setting options.
  - ✓ General
  - ✓ Presentation
  - ✓ Quizzes



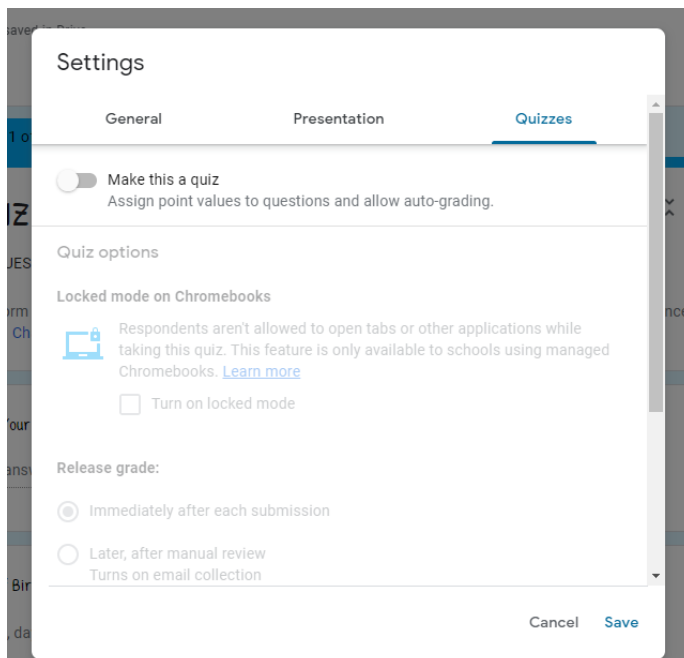
Under general settings you are able to:

- Collect email address information of users
- Restrict the usage of form within organization.
- Limit the response
- To allow or not to allow the user to make changes after submit
- Option to see summary charts and text responses.



Under presentation settings you are able to:

- Show progress bar to show the user how many sections or questions they have completed.
- Shuffle the order of the questions
- If user want to submit more than one response than you may enable that option by allowing the option to show link to submit



Under quizzes settings you are able to:

- You can make the form as quiz and grade the responses (answers) upon submission.
- Or you can manually review later by turning on email collection facility in order to know all the students who have answered the quiz.