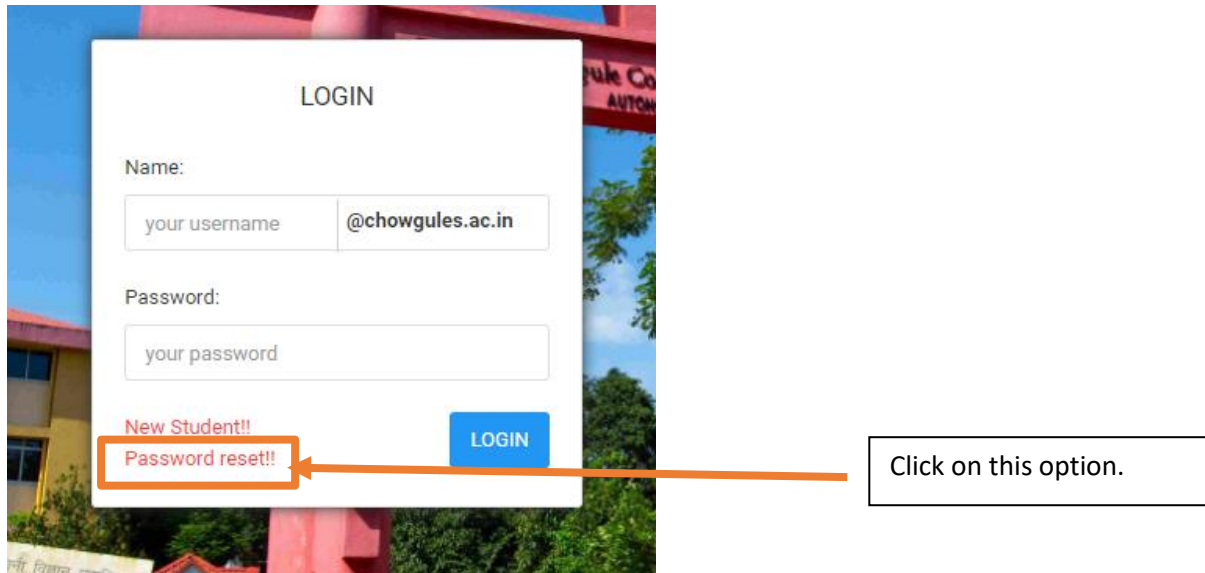
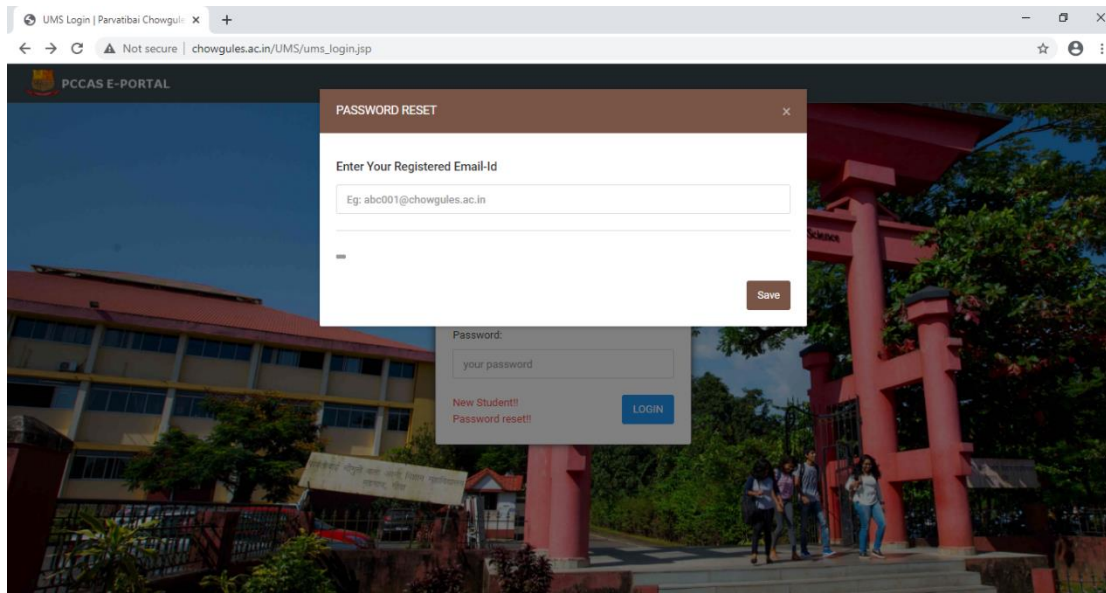


Steps to Reset your C-Login Password

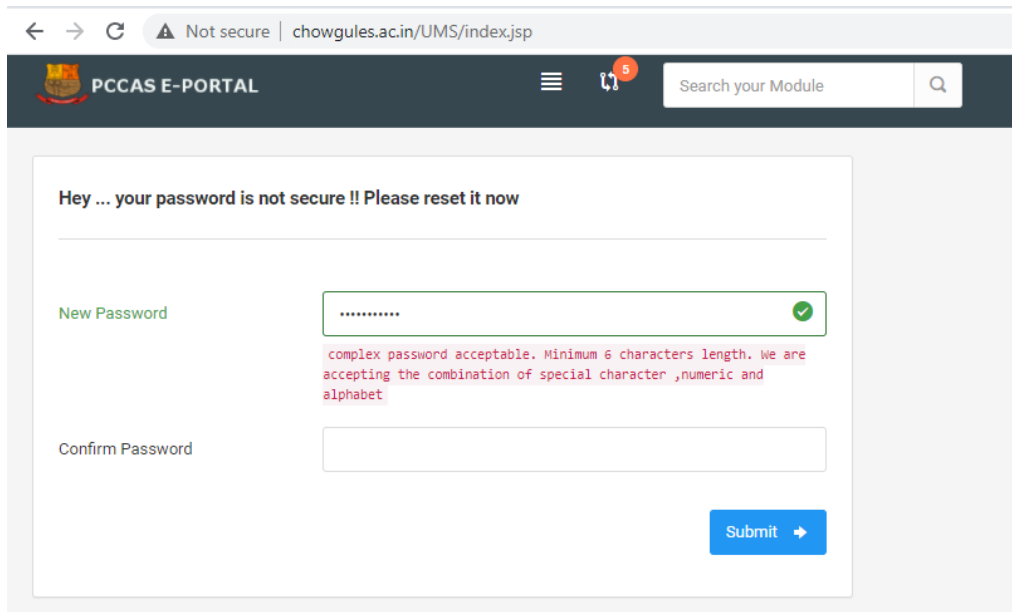
- 1] Open/Click on this link: http://www.chowgules.ac.in/UMS/ums_login.jsp to reset your password.
- 2] Choose **“Password reset!!”** option in order to reset your password.



- 3] After selecting **“Password reset!!”** option you will find page shown below. You will get one option to enter your college email id. Password will be send to you college email id. Use the password to login and follow step 4.



4] Now you will get option to reset your new password so, enter your New Password and click on submit button



The screenshot shows a web browser window with the URL `chowgules.ac.in/UMS/index.jsp`. The page header includes the PCCAS E-PORTAL logo and a search bar. The main content area displays a message: "Hey ... your password is not secure !! Please reset it now". Below this message is a form with two input fields: "New Password" and "Confirm Password". The "New Password" field contains a masked password (seven dots) and a green checkmark icon. A red error message is displayed below the "New Password" field: "complex password acceptable. Minimum 6 characters length. We are accepting the combination of special character ,numeric and alphabet". The "Confirm Password" field is empty. A blue "Submit" button with a right-pointing arrow is located at the bottom right of the form.

5] Once you click on submit button you can use your new password when you login next time.